

Getting Creative

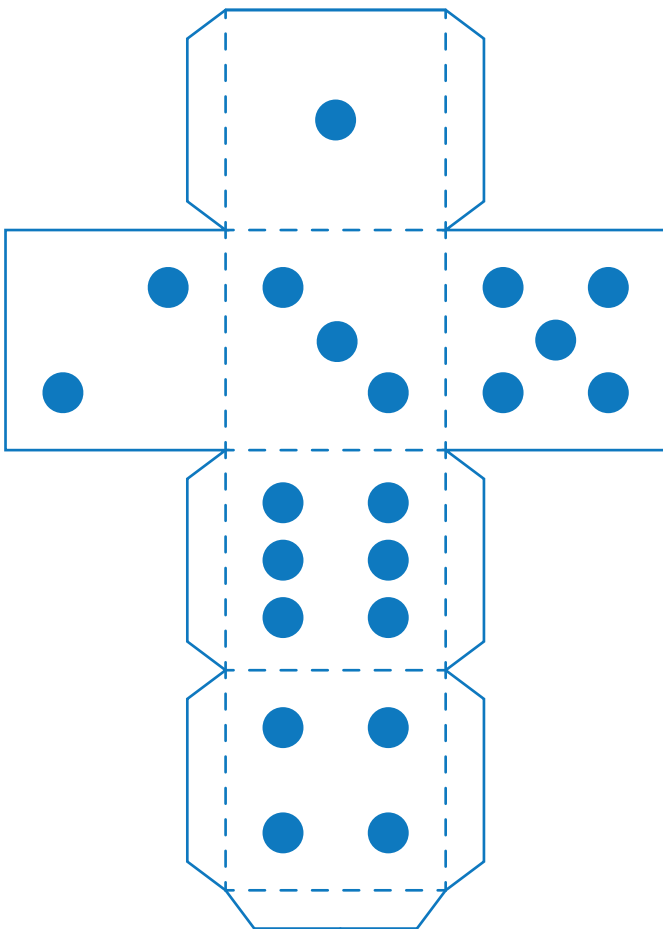
You will need • Printed game • Scissors • Glue • Coloured pens/pencils

First cut out the board, dice and counters (and ideally use card to strengthen the game). Kids can then use their creative skills to colour in the board game using coloured pencils or felt tips.


How to Play

The highest roll goes first, then play moves in a clockwise direction. All counters start at 1 and just one die is rolled. **The winner is the first person to get to 45.** If, at the end of your count, you land at a parrot, then you can fly up. If, at the end of your count, you land at a pirate, then you slide all the way down

















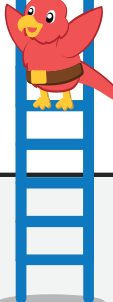















6-Sided Dice



Counters



FINISH

| | | | | | | | | |
|--|--|--|---|---|---|---|--|--|
|  37 | 38 | 39 |  40 |  41 | 42 |  43 |  44 |  45 |
| 36 |  35 |  34 |  33 | 32 |  31 |  30 |  29 | 28 |
|  19 |  20 |  21 |  22 | 23 |  24 |  25 |  26 |  27 |
|  18 |  17 | 16 |  15 |  14 | 13 |  12 | 11 |  10 |
|  1 |  2 | 3 |  4 |  5 | 6 |  7 | 8 |  9 |

START

Parrots & Pirates

Learning Mathematics Through Games

Become fluent adding one-digit numbers (1 to 6)

We all know that children enjoy playing games. This board game is a practical way of improving your children's additions and subtraction skills, and because the game is one of chance, parents can play with youngsters with an equal chance of winning so it should be a competitive and fun activity.

Learning Opportunities

- The game encourages learners to read the numbers 1 to 45 written in figures
- The number track supports counting so try to count out loud whilst playing the game
- Learners can practice addition by counting on

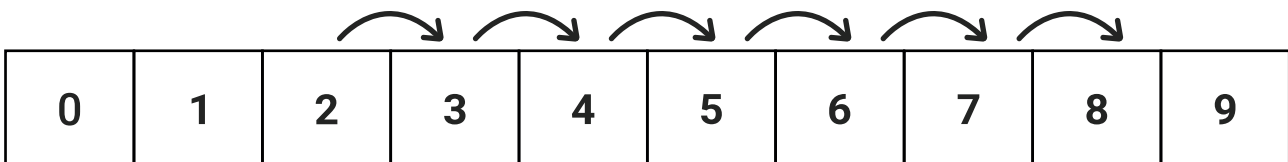
The Parrots & Pirates board game is essentially a curved number track. Number tracks are used extensively in early years maths. Number Tracks are used in lessons to support children practice recognising and ordering the numbers it also gives children an understanding of the magnitude (size) of numbers.

Number Tracks

Rolling six

The counter is at 2 on the game board now just count on in ones or one jump of six to find the answer.

$$2 + 6 = 8$$



Next Steps

Children build numbers and play games on the number track, developing mental images of those numbers as they develop fluency in all operations.